



TES: On Water Sign-On Sign-Off.

Background

OnWater is a web based extension of *TES*: the 'TopYacht Entry System'. Being web based, it can be used on any device (including hand held ones) that supports a web browser. This document is centred around using computers on shore

It allows sailors to sign on/sign off very quickly using a simple Web based interface. It can be accessed by a computer at the club or via the sailor's smart phone/tablet.

When used with the Keel Boat extension, it can be used to also capture the number of POB.

At a recent major OTB regatta, the sailors averaged 4 seconds each to sign on/off.

Event Prerequisites

Event Entry

- You have used TES as the event entry platform.

On the Computer Hosting TopYacht

- You have a licence for ***OnWater*** and you have a club specific Internet address for your sailors and another for your ROs.
- You have set ***OnWater*** Mode to '2' in the eXtended¹ section of **Admin | Maintain | Configure Software**.
- You have the correct ***Event ID*** set on the **Admin | DB | User Registration** page.
- You have the correct ***SeID*** set on the **Admin | Select Series** page for the target series.
- You have the correct ***EntUpload Address*** set on the **Admin | DB | User Registration** page
- You have Created the Series ,set up the Frist Race and added the competitors to the race

In the Sign-On Sign-Off Muster Location

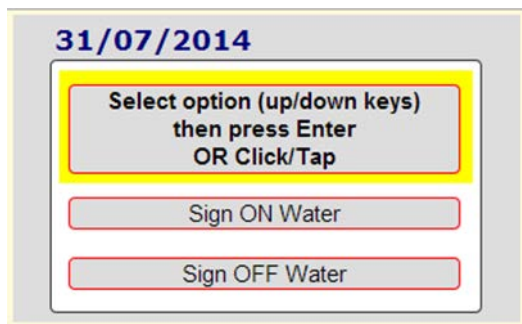
- You have one computer per race course for sailors use –
 - Hide or remove the mouse and
 - (Preferably) use a water proof keyboard².
 - Configure so the computer opens the ***OnWater*** URL at boot time. *Bookmarking this URL is highly recommended*. See [Appendix 1](#) for instructions as to how to obtain the URL.
- While the internet's data transfer is low per transaction, the response time of your internet link's upload capability needs to be about 2-seconds. Otherwise, the next user will be waiting for the transaction to complete. Excessive delays will render this system unusable.

¹ Hold down the Ctrl key, and press the X key

² See: <https://www.peacocks.com.au/products/hospital-healthcare-products/washable-keyboards-mice/seal-touch-glow-2-all-in-one-waterproof-keyboard>

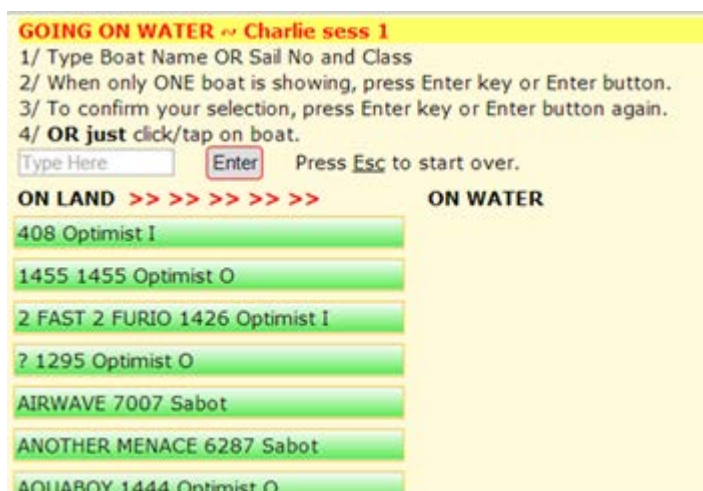
The Steps...

Step 1 – Select Mode



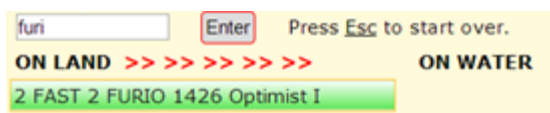
Before racing select the Sign ON Water mode. The Sign OFF Water simply swaps the position of the two columns seen in the screen shot that follow.

Step 2 – Going “On Water”

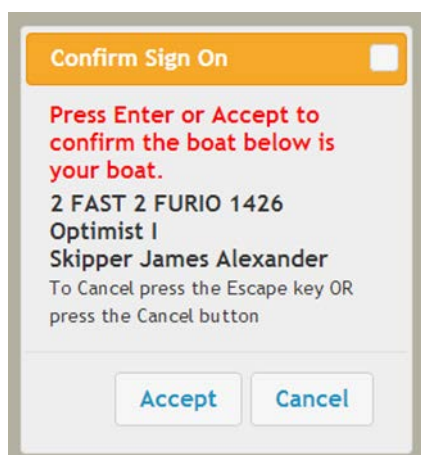


The sailor searches for the boat by starting to enter the boat name or sail number and class. The system searches for a string match in the entered information. The length of the picking list reduces as more characters are typed, and less matching possibilities are found. In most cases the system will find a unique match with just 3 or 4 letters/numbers that will locate their boat. It is not case sensitive.

E.g. “2 FAST 2 FURIO 1426 Optimist I” is located by just entering “furi”



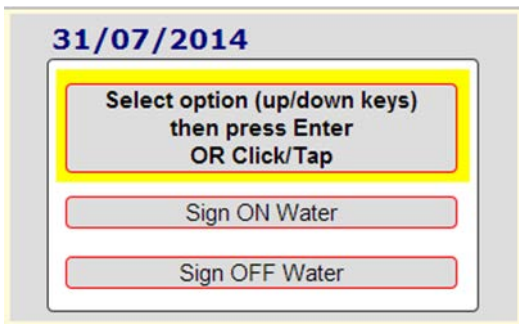
A press of the Enter key on the keyboard brings up a confirmation dialog.



Another Enter confirms the sailor/boat identity. This moves the boat

| ON LAND >>>>>>>> | ON WATER | |
|--------------------------------|--------------------------------|---|
| 408 Optimist I | HAYWIRE 949 Optimist O | As more sailors sign on, the “on water” list grows while the “on land” list shrinks |
| 1455 1455 Optimist O | OOEY GOOEY 1093 Optimist O | |
| ? 1295 Optimist O | BUBBLING ALONG 786 Optimist O | |
| AIRWAVE 7007 Sabot | BOB 1277 Optimist O | |
| ANOTHER MENACE 6287 Sabot | 2 FAST 2 FURIO 1426 Optimist I | |
| AQUABOY 1444 Optimist O | | |
| ARCHERNATOR 3. 1429 Optimist O | | |
| 100100N 1444 Optimist O | | |

Step 3 – Select Mode



Before racing is finished for the session, a designated person must select the Sign OFF Water mode.

Notes:

- The RO can select when the sign on list is available on the Web and when it is removed.
- Parents like the system as it is so easy to see who has not yet signed on or off.
- ROs like the system as they can see it on their tablet/smart phone while on the water in real time.

The RO Interface.

Charlie sess 1 2014-07-31

.. On Water:5 .. Chk:0. .. On Land:115.

Entrants - click column headings to sort! Hint

| No | SailNo | Fleet | BoatName | Chk | Note | WaterT | LandT |
|----|--------|------------|---------------|------------------------------|------|----------|-------|
| 1 | 786 | Optimist O | BUBBLING ALON | <input type="checkbox"/> Chk | | 10:09:01 | |
| 2 | 949 | Optimist O | HAYWIRE | <input type="checkbox"/> Chk | | 10:09:07 | |
| 3 | 1093 | Optimist O | OOEY GOOEY | <input type="checkbox"/> Chk | | 10:09:04 | |
| 4 | 1277 | Optimist O | BOB | <input type="checkbox"/> Chk | | 10:08:58 | |
| 5 | 1426 | Optimist I | 2 FAST 2 FURI | <input type="checkbox"/> Chk | | 10:07:04 | |
| 6 | 85 | Optimist I | I LOVE EXPLOS | <input type="checkbox"/> Chk | | | |
| 7 | 268 | Optimist O | SPICY RICE | <input type="checkbox"/> Chk | | | |

- At the top there is a summary of the number 'on water' and 'on land'.
- The time each person signs on and signs off is visible and can be sorted on.
- The list can be sorted by any column.
- There is provision to do an 'on committee boat' confirmation check for each boat at the start line if you wish, using the Chk column.
- There is provision of a brief note eg "Retired damaged".
- Refreshing your Web browser gives you real time updates of who has signed on/off.

Associated Documents:

[TopYacht WebTimes](#)

Appendix 1

URL Formats (Current Format)

- Open a browser
- Enter this URL in the address line of the browser:
<https://topyacht.net.au/ow/nnnro>
where **nnn** is the Event ID (evid) (mandatory); and,
ro is to invoke the Race Officer review page (optional).

URL Formats (Superseded Format)

- Open a browser
- Enter this URL in the address line of the browser:
<https://topyacht.net.au/ow/dir.php>
This will open a list of all the links to the currently licensed On Water Clubs.

Folder Listing of Documents

| File Name | File Date | File Size | Link |
|-----------------|----------------------|-----------|----------------------|
| abc-16.htm | Sat 20/02/2016 17:10 | 844 | View |
| abc-16a.htm | Fri 11/03/2016 20:30 | 835 | View |
| abc-ro-16a.htm | Wed 09/03/2016 18:56 | 875 | View |
| awkr17.htm | Thu 01/06/2017 12:25 | 887 | View |
| b16s-16.htm | Mon 05/09/2016 09:01 | 847 | View |
| b16s_17.htm | Thu 17/08/2017 21:13 | 876 | View |
| b16s_17ro.htm | Thu 17/08/2017 21:13 | 898 | View |
| b16s_18.htm | Mon 06/08/2018 11:13 | 875 | View |
| b16s_18ro.htm | Mon 06/08/2018 11:13 | 898 | View |
| b16s_otb_15.htm | Thu 12/03/2015 07:50 | 846 | View |

Muster Area computer/s

Club Year

Race Officer's Computer

Race-Officer's Screen

Click on [View](#) for your Club's required Display.

Appendix 2: For Each Racing Sign-on Sign-Off Session and for Each Course

Use In TopYacht Multi Fleets (Multi Series) on Common Course Races....


For each series

1. Select the series.
2. Select the relevant race
3. Perform import entrants (Step 6a).
Leave this till as late as possible before you need to upload the entrants to **OnWater** for the sailors to sign on. When prompted for the import options, choose options 1, 3 & 4.


Next Series

Then

4. Go to **Data Capture | Capture - Finish Session Times**
5. Select first "Finish Session" of **THIS** session (e.g. afternoon session which may have multiple "Finish Sessions" set up for use for [WebTimes](#)).

6. Press  when asked, select the option to upload entrants for OnWater/Sign On.

Use In TopYacht SINGLE fleet races....

1. Select the relevant race.
2. Do a 6a to import entrants.
Leave this till as late as possible before you need to upload the entrants to **OnWater** for the sailors to sign on. When offered the import options, choose options 1, 3 & 4.
3. When 6a is complete it leaves TopYacht in Step 6. From this screen press the  button. If this is the first race for the day (or morning/afternoon) then accept the option to use this for sign on.

Scorer...

If there were any new entrants or sail no etc. changes, then immediately prior to entering finish times into TopYacht do another 6a. Do **NOT** do another EntUp!!